

ISUZU

GIGA



6x4 RIGID

GVW 30,000kg

**FXZ
360**



**ISUZU
DOCTOR
MOBILE**

Reliable support with
round-the-clock
business operation.

24
HOUR ASSISTANCE




1-800-88-8000

SPECIFICATIONS

FXZ360


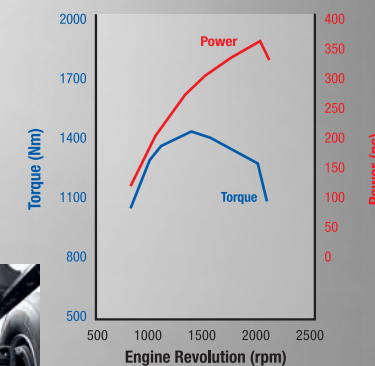
MODEL CODE	FXZ77UU	FXZ77UU-M/S
Drive Train	6 x 4	
ENGINE		
Model	6UZ1-TCC	
Type	6-Cylinder In-line, 4-Cycle, Water-Cooled OHC, Turbo with Intercooler	
Displacement	cc	9,839
Bore x Stroke	mm	120 x 145
Maximum Output	kW (PS)@rpm	265 (360)@2,000
Maximum Torque	Nm (kgm)@rpm	1422 (145)@1,400
Emission Level	Euro 3	
Fuel System	Common Rail Direct Injection	
TRANSMISSION		
Model / No. of Speed	ZF 9 Speed Manual	
Gear Ratio	C	9.479
	1st	6.576
	2nd	4.678
	3rd	3.478
	4th	2.617
	5th	1.890
	6th	1.345
	7th	1.000
	8th	0.752
	Reverse	8.967
	Final	6.143
WEIGHT & CAPACITIES		
Gross Vehicle Weight	kg	30,000
Curb Weight	kg	8,055
Front	kg	4,130
Rear	kg	3,925
Fuel Tank Capacity	l	400 (Aluminium Alloy)
AXLE		
Front	Type	Reverse Elliot, I-Beam
Front Axle Capacity (Design)	kg	7,500
Rear	Type	Banjo, Full floating with Inter-differential Lock
Rear Axle Capacity (Design)	kg	26,000
Total Axle Capacity (Design)	kg	33,500
SUSPENSION SYSTEM		
Suspension	Front	Semi Elliptical Alloy Steel Leaf Spring with Hydraulic Double Acting Telescopic Shock Absorber
	Rear	Trunnion Semi Elliptical Leaf Springs with Torque Rods
TYRES & WHEELS		
Tyres	295 / 80R22.5	
Wheels	8.25 x 22.5	
BRAKES		
Service	Full Air, Drum Brake with Auto Adjuster	
Parking Brake Type	Wheel Parking	
Auxiliary	Exhaust Brake	
STEERING		
Steering System	Hydraulic Integral, Recirculating Ball Type	
Min. Turning Radius	m	10.27
ELECTRICAL		
Battery	12V x 2	
Alternator	24V-60A	
DIMENSION		
Overall Length	OAL mm	10,990
Overall Width	OAW mm	2,490
Overall Height	OAH mm	3,005
Wheelbase	WB mm	5,355 + 1,310
Front Overhang	FOH mm	1,480
Rear Overhang	ROH mm	2,845
Front Tread	AW mm	2,065
Rear Tread	CW mm	1,850

PERFORMANCE



6UZ1-TCC

Displacement: **9,839cc**
 Max. Output: **360ps @ 2,000rpm**
 Max. Torque: **1422Nm (145Kgm)**
 @ **1,400rpm**



▲ ZF 9-Speed transmission with Crawler Gear.



▲ New final ratio for optimum power and torque.



▲ Flywheel Power Take-Off (PTO) (Applicable to FXZ77UU-M).

EXTERIOR



▲ Bigger and durable aluminium alloy fuel tank with lockable cap.



▲ Stabiliser Bar (Applicable to FXZ77UU-M).



▲ Bigger axle capacity with reinforced frame chassis (12mm).

SAFETY



▲ Door impact beam with high tensile strength reinforcement frame.




▲ Full Air Wedge Brake with Auto Adjuster.

Dealer's information

ISUZU

ISUZU MALAYSIA SDN BHD 200401026438 (664946-H)

501D, LEVEL 5, TOWER D, UPTOWN 5, NO.5, JALAN SS21/39,
 DAMANSARA UPTOWN, 47400 PETALING JAYA, SELANGOR DARUL EHSAN.
 GENERAL LINE: 03-7723 9777 FAX: 03-7723 9779
 HOTLINE: 1-300-88-1133 www.isuzu.net.my



ISUZU SERVICE CENTRE SDN BHD 201601034731 (1205672-X)

LOT 730, JALAN SG. RASA, SECTION 17,
 40000 SHAH ALAM, SELANGOR DARUL EHSAN.
 PHONE: 03-5513 0518
 FAX: 03-5512 7550

ISUZU
 GENUINE PARTS

ISUZU
 BEST VALUE PARTS